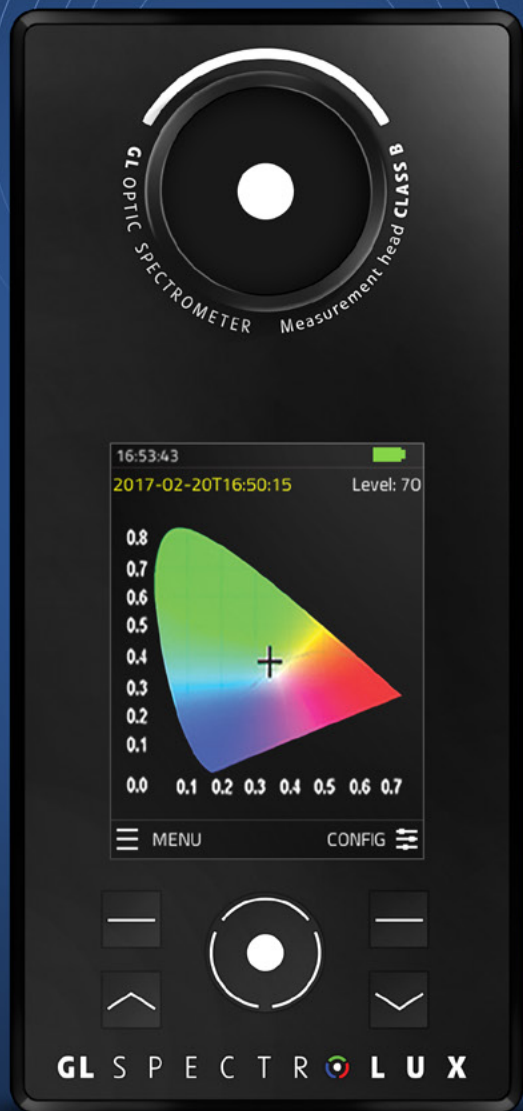


NEW

GL SPECTROLUX



Economical spectral luxmeter addressed to:



**LIGHT DESIGNERS
and ARCHITECTS**



**LAMP
MANUFACTURERS**



**PHOTOGRAPHERS
and CINEMATOGRAPHERS**

GL Optic products are made in Europe,
sold and serviced on all continents.

**MADE IN
EUROPE**



Rapidly growing number of replaced old lighting systems with the comprehensive, energy efficient lighting solution based on LED, requires quick and reliable measurements. In European R&D Center, GL Optic developed a new portable device, GL Spectrolux, for immediate testing of new lighting installations. Thanks this new instrument, a user will be able to examine photometric and colorimetric properties of the upgraded lighting system.



Light measurement solutions



LIGHT DESIGNERS
and ARCHITECTS



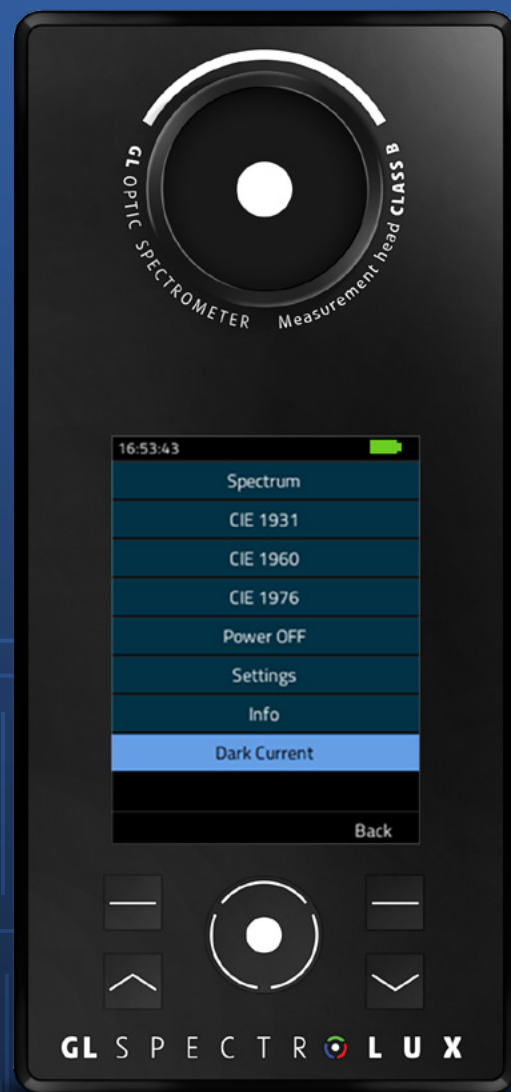
LAMP
MANUFACTURERS



PHOTOGRAPHERS
and CINEMATOGRAPHERS

Do you need
to measure light
output and quality
of LED products?

ILLUMINATION
LEVEL
LED COLOR
RENDERING
LIGHT
HOMOGENEITY
COLOR
TEMPERATURE
SPECTRAL POWER
DISTRIBUTION
COLOR
COORDINATES
and
more?



GL SPECTROLUX

QUICKLY GET FOLLOWING RESULTS:

- Illumination level lux [lx] and foot candles [fcd]
- SPD Spectral Power Distribution from 380 - 780nm
- CRI Color rendering index according to CIE – and IES TM30
- CCT Correlated Color Temperature [K]
- Color coordinates according to CIE 1931 and CIE 1960

Affordable, performance just got easy to use

The GL Spectrolux handheld spectral lux meter sets new price standards. Based on our popular Spectis 1.0 Touch, it evaluates light quantities such as lux, CRI, CCT, color and more in a compact handheld package. The GL Spectrolux includes a laboratory Class B measurement head for superior accuracy and repeatability. Each device is individually calibrated and traceable to international reference standards.

FEATURES:

- Unmatched accuracy and performance
- Intuitive button operation
- Color LCD screen
- USB connectivity
- Internal storage for > 20,000 measurements

TECHNICAL DATA SHEET

| | |
|--|--------------------------------------|
| Illuminance | 1 – 200,000 lx |
| Spectral range | 340 – 780 nm |
| Cosine correction | Class B according to DIN 5032 Part 7 |
| Detector | CMOS image sensor |
| Number of pixels | 256 |
| Physical resolution | ~ 1.7 nm |
| Wavelength reproducibility | 0.5 nm |
| Spectroradiometric accuracy | 4% |
| Measurement uncertainty of color coordinates (x,y) | 0.0015 |
| Integration time | 10 ms – 10 s |
| A/D conversion | 16 bits |
| Signal to noise ratio | 1000:1 |
| Stray light | 2*10E-3 |
| Display | 2.8" color LCD 240x320 px |
| USB | USB 2.0 |
| Power | lithium-ion battery 1400 mAh |
| Power consumption | ~ 350 mA |
| Power supply | Input: AC 100-240V 50/60 Hz 0.15 A |
| Ambient temperature | 5 – 35°C |
| Dimensions | 72 mm x 155 mm x 27 mm |
| Weight | 280 g (< 1 pound) |

for:



FACTORIES
& OFFICES



SCHOOLS
& HOSPITALS



HOTELS
& SHOPS



STREET LAMP
MEASUREMENTS



THEATER & CINEMA
LIGHTING

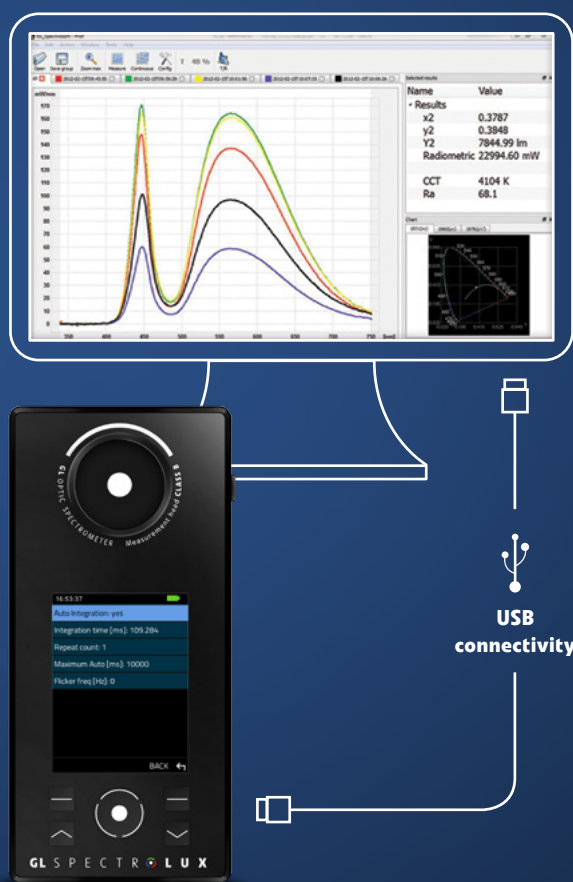


STRUCTURES
& LANDSCAPES

Need more advanced
evaluation?

A complete software suite to analyze, interpret and present your results.

GL SPECTROSOFT is an optional software portfolio that adds power, speed and efficiency to your GL Spectrolux. Whether analyzing field measurements, comparing lighting scenarios, or supporting production quality control, this versatile, modular, upgradable software platform provides quick access to useful information. Advanced features include configurable pass/fail criteria and structure reporting formats to simplify presentation and sharing of results.



| GL SPECTROSOFT | BASIC | PRO | LAB |
|---|-------|---------|---------|
| Graphical spectra | • | • | • |
| Results window with calculations | | | |
| • Color coordinates x y u v u' v' | | | |
| • CRI, Ra, R1-R15 | • | • | • |
| • Peak wavelength, | | | |
| • Dominant wavelength, | | | |
| • Lambda 2, | | | |
| • Purity | | | |
| Export / Import in TXT format | • | • | • |
| Reports | • | • | • |
| Report editor RTF | | • | • |
| Chromaticity charts - Color diagrams according to CIE | | | |
| • 1931 (x y) | • | • | • |
| • 1960 (u v) | | | |
| • 1976 (u' v') | | | |
| Window with selected results | | • | • |
| Comparison window | | • | • |
| Binning Tool | | • | • |
| Measurement according to ISO 3664 | | • | • |
| Metamerism indices in VIS range | | • | • |
| Calculate intensity values [cd] | | • | • |
| MacAdam Ellipses | | • | • |
| Transmission or reflection measurements of optical components | | • | • |
| Calculating scotopic / photopic values | | • | • |
| TM-30-15 | | • | • |
| Set automatic measurements schedule | | Add-ON* | • |
| RELATIVE measurements comparison | | Add-ON* | • |
| Set of parameters as criteria for PASS/FAIL selection | | Add-ON* | • |
| Change the spectral range of a calculation | | Add-ON* | • |
| Compensating the influence of ambient light | | Add-ON* | • |
| Calculations of PPFD/PAR | | Add-ON* | • |
| GL Spectrosoft Automation | | Add-ON* | Add-ON* |

*Optional software features available on demand

CONTATTACI:

Gould G.N. Sistemi s.r.l.

Via N. Copernico, 6 – 20060 Cassina de' Pecchi (Mi)

Tel.: 02/70122460; Fax: 02/70122697

e-mail: info@gouldgnsistemi.it

web: www.gouldgnsistemi.it